


## Shoes and hats stand three, four, five layers of instructions

**The manual display is a five-layer product,  
the specific number of layers you purchase shall prevail**

Three layers		Four layers		Five layers	
The first long thick tube	1	The first long thick tube	1	The first long thick tube	1
The second longest thick tube	4	The second longest thick tube tube	4	The second longest thick tube	4
The third longest thick tube	2	The third longest thick tube	2	The third longest thick tube	2
Stub pipe	12	Stub pipe	16	Stub pipe	20
Slender tube	10	Slender tube	12	Slender tube	14
thin and short tube	6	thin and short tube	8	thin and short tube	10
Small hole four way	12	Small hole four way	16	Small hole four way	20
Big hole four way	2	Big hole four way	2	Big hole four way	2
Continuous row four-way	4	Continuous row four-way	4	Continuous row four-way	4
elbow	2	elbow	2	elbow	2
hook	8	hook	8	hook	8
Long cloth	3	Long cloth	4	Long cloth	5



Step 3: take 4 stub pipe, as shown in the figure.



Step 4: Take a previously prepared compartment, 4 Stub pipe , as shown in the figure




Step 5: Repeat the previous step and install it as shown in the figure



Step 6: Repeat the previous step and install it as shown in the figure



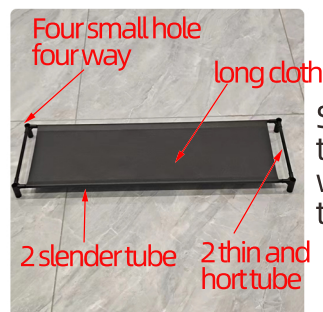
Step 7: Repeat the previous step and install it as shown in the figure



Step 8: take 1 first long thick tube, 2 third longest thick tube, 2 big hole four way , 2 elbow and install it as shown in the figure

## Installation steps


**Warm Tip: The nozzle of the product is sharp! Pay attention to assembly protection for not hurting your delicate hands!**



Step 1: take 2 slender tube, 4 small hole four way, 2 thin and short tube, 1 long cloth.



Step 2 :According to step 1, reassemble the remaining compartments and keep them as shown in the figure



Step 9 : take 2 second longest thick tube, 2 slender tube, 2 Continuous row four-way install it as shown in the figure



Step 10: Repeat step 9, as shown in the figure



Step 11: Take 8 hooks, as shown in the figure